




The Cherub Insert

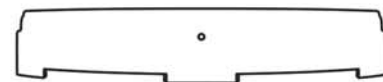
Contents



Fireplace Fascia



Bars



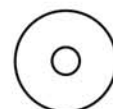
Ashpan Cover



1x M6 Bolt



Ashpan Handle




1x M6 Washer



1x M6 Nut

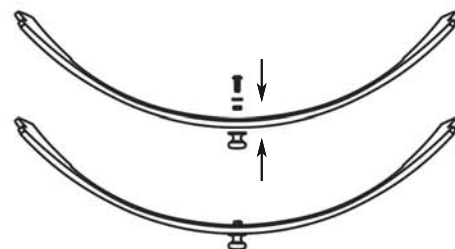
Please note, a 10mm spanner is required to assemble this fireplace.

1



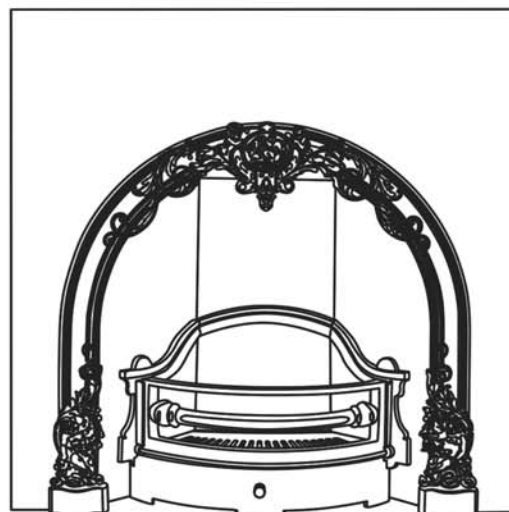

Slide the Bars into the grooves of the Fireplace Fascia.

2



Attach the Ashpan Handle to the Ashpan using an M6 Washer, M6 Nut and M6 Bolt.

3



To complete, place Ashpan Cover below Grate and Bars on the front of the Fireplace.